

VACUSTAT, 2/2 NO (AUTOMATIC ENERGY SAVING)



- ▶ Independent pneumatic air-saving device for vacuum pumps.
- ▶ Adjustable vacuum controlled 2/2 NO valve.
- ▶ Available with large hysteresis for object handling and small hysteresis for process applications.
- ▶ The Vacustat is recommended for vacuum pumps in non-leaking systems.
- ▶ The vacuum pump must be fitted with a non-return valve.

TECHNICAL DATA

Description	Unit	Value
Feed pressure, range	MPa	0.17–0.7
Feed pressure, max @ vacuum connection	MPa	0.6
Material		Al, NBR, PA, SS, CuZn
Temperature range	°C	0–60
Weight	g	89
Connection, compressed air		2x Ø8 mm / 2x 1/8" NPSF
Connection, vacuum		2 x M5
Signal range	-kPa	15–99
Function		2/2 NO
Flow @ P ₁ =6 bar and Δp=0.5 bar	l/s	7.3
Life span	cycles	>10,000,000
Dimension, WxDxH	mm	44x16,5x89

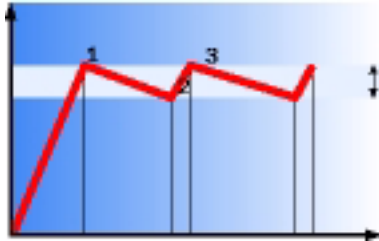
For dimensions, please go to data sheet for vacuum pumps P3010 and P5010.

TECHNICAL DATA, SPECIFIC

Description	Unit	Value	
		0118100	0118200
Hysteresis	kPa	1–6	5–10

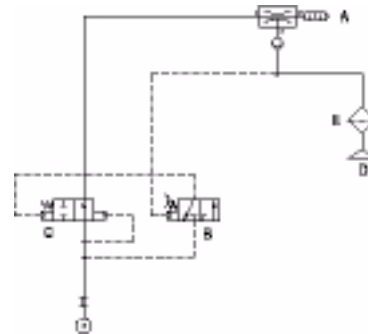
Function

A vacuum-controlled valve shuts off the flow of compressed air to the pump when the pre-set vacuum level is reached (1). The vacuum level is set by a knob. Because of minor leakage in a vacuum system the vacuum level drops, and after a while the start-up level of the valve is reached (2). Then the pump will start and work until the shut-off level is reached again (3), etc.



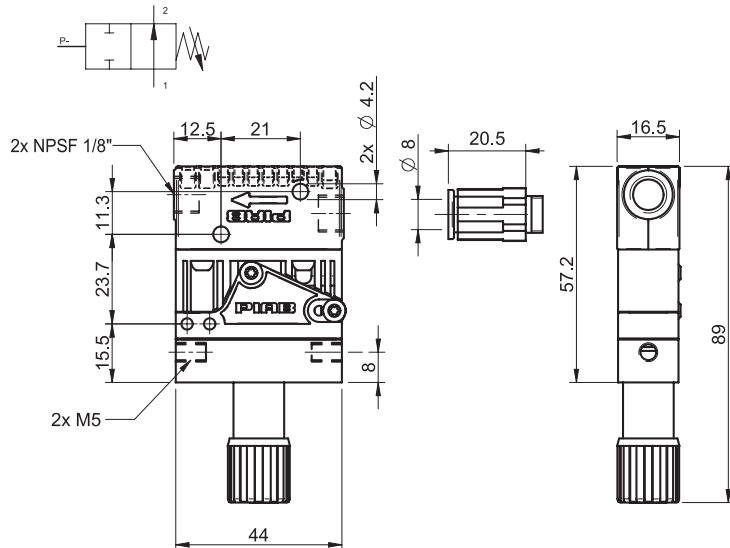
Connection

- A = Vacuum pump with non-return valve
- B = Vacuum switch
- C = Feed valve
- D = Suction cup
- E = Vacuum filter



ORDERING INFORMATION

Description	Art. No.
Vacustat 1 with small hysteresis	0118100
Vacustat 2 with large hysteresis	0118200



ORDERING INFORMATION, ACCESSORIES

Description	Art. No.
Connection kit for Vacustat	0100750